



**THE SKYROOF RANGE**  
BIOCLIMATIC PERGOLAS

# SKYROOF PRESTIGE

With its innovative sense of comfort, it allows you to retract to fully feel the sky.



## MAX DIMENSIONS

Projection* (freestanding)	6913 cm
Width	400 cm
Snow Load (max)	268 kg/m <sup>2</sup>
Max. Open Space	%79

\*2,8 cm bracket width needs to be added for wall mounted installation.

## OPTIONS

Lighting	Perimeter Lighting <small>(only)</small>
Panels	Insulated
Colour	Dual Colour



Integrated Beam




Panel



Pillar

Skyroof Prestige manufactured with four pillars up to a projection measure of 579,9 cm. Above this, one more pillar needs to be added for each of projection sides. The projection measure changes in multiples of 27,9 cm.

# PANEL MOVEMENT



## Retraction Movement


The retractable ceiling of Skyroof Prestige provides an open roof space of %79 of the total covered area, due to the synchronised movement of the creatively designed panels.



## Synchronized Panel Movement


This special synchronized movement is the newest technological system, allowing simultaneous retraction of all panels.

# INTEGRATED PANEL GUTTER



## Stay Clean

The elliptical chamber on the top side of the panel prevents the accumulated materials falling into your indoor space during the panel rotation.





## Internal Panel Inclination

A 8.75% internal inclination on the top of the panels ensures perfect drainage by preventing water accumulation on the system.




# CLIMATE CONTROL



Insulated

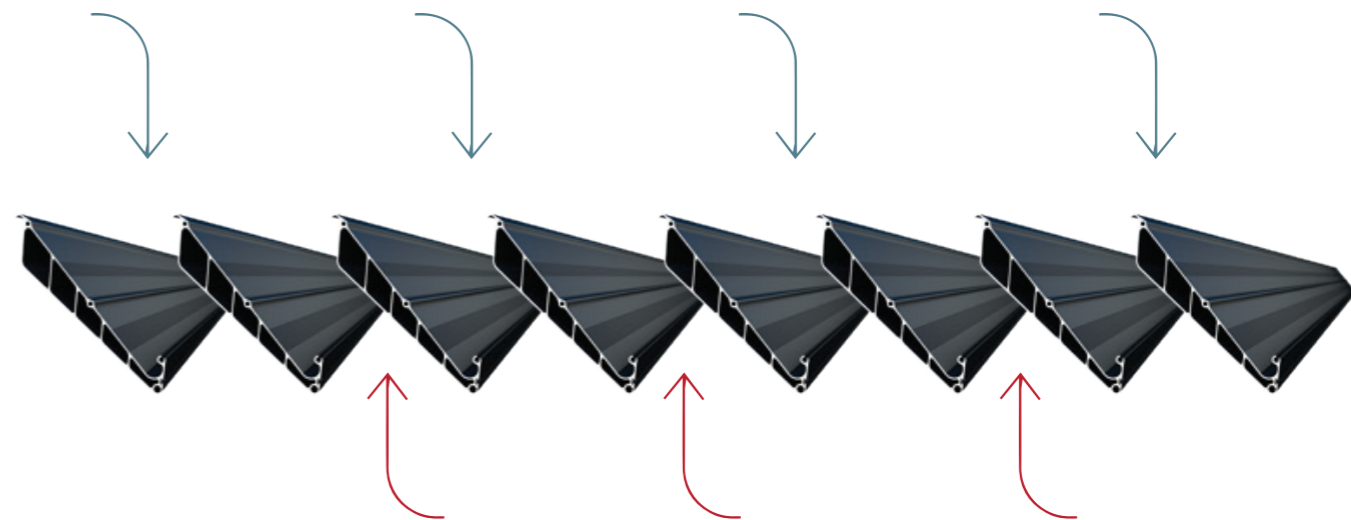
Insulated Panels



Standard

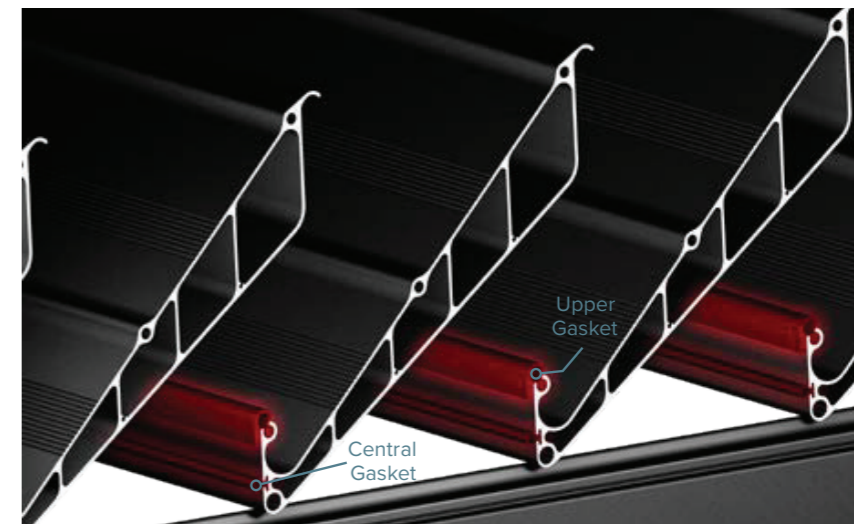
Air Tunnels

# VENTILATION MODE



# MULTI SEALING SYSTEM

Synchronized moving panels simultaneously presses the gaskets located on the integrated beams and thus ensure maximum insulation during the closing movement.



## Panel Interlock

Thanks to the synchronous closing movement of the panels, the gaskets on the panels are clamped together at the same time and a complete insulation is provided between the panels.

# SKYROOF PLUS

The Plus series are perfect choice in all weather conditions. It's strong, it's powerful, it's multifunctional, it's modular to cover large areas.



## MAX DIMENSIONS

Projection* (freestanding)	799 cm
Width	450 cm
Snow Load (max)	336kg/m <sup>2</sup>

\*2,8 cm bracket width needs to be added for wall mounted installation.

## OPTIONS

Lighting	Linear Lighting Perimeter Lighting
Panels	Insulated
Colour	Dual Colour



Integrated Beam



Panel



Pillar

The Plus series is manufactured with four pillars up to a projection measure of 587,5 cm. Above this, one more pillar needs to be added for each of projection sides. The projection measure changes in multiples of 17,6 cm for both series.

# SKYROOF COMPACT

Created  
for those  
who desire  
minimalism.



## MAX DIMENSIONS

Projection* (freestanding)	512,3 cm
Width	350 cm
Snow Load (max)	203 kg/m <sup>2</sup>

\*2,8 cm bracket width needs to be added for wall mounted installation.

## OPTIONS

Lighting	Perimeter Lighting <sub>(only)</sub>
Colour	Dual Colour



Integrated  
Beam



Panel




Pillar


The projection measure changes in multiples of 17,6 cm.



# INNOVATIVE PANEL ROTATION




The motorized roof consists of rotatable aluminium panels. Palmiye's revolutionary design allows the panels at any angle up to 120 degrees seamlessly manner.



## End-Point-Centered Rotation


This special rotating technology with its distinguished features provides many advantages like integrity, stability and sealing by means of end-point-centered operating structure and high pressured power system.

# INTEGRATED PANEL GUTTER



## Stay Clean

The elliptical chamber on top side of the panel prevents the accumulated materials falling into your indoor space during the panel rotation.



# CLIMATE CONTROL



## Insulated Panels

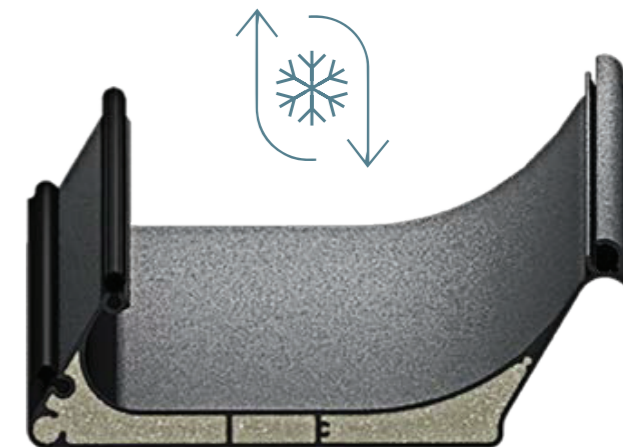
Panels can be filled with Polyurethane Foam which provides extra comfort. It significantly helps to reduce condensation.



Standard

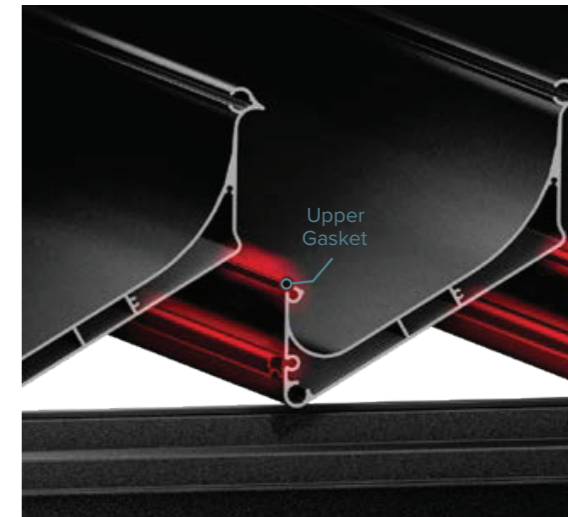
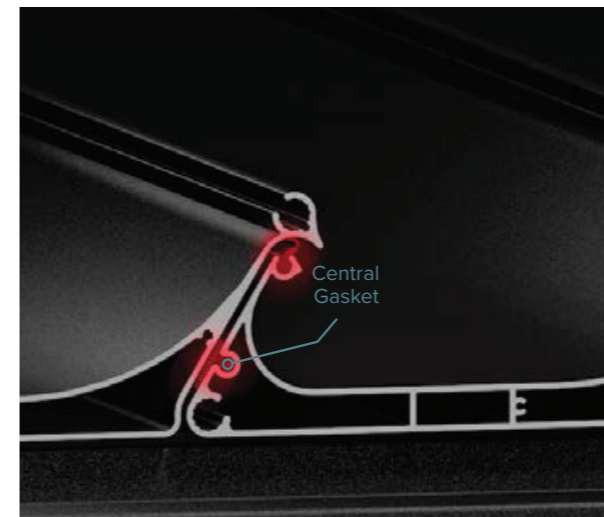


Insulated



# MULTI-SEALING SYSTEM

Powered by a linear actuator and sealed with high quality gasket plugs, providing a completely airtight space which can be used in all weather conditions.

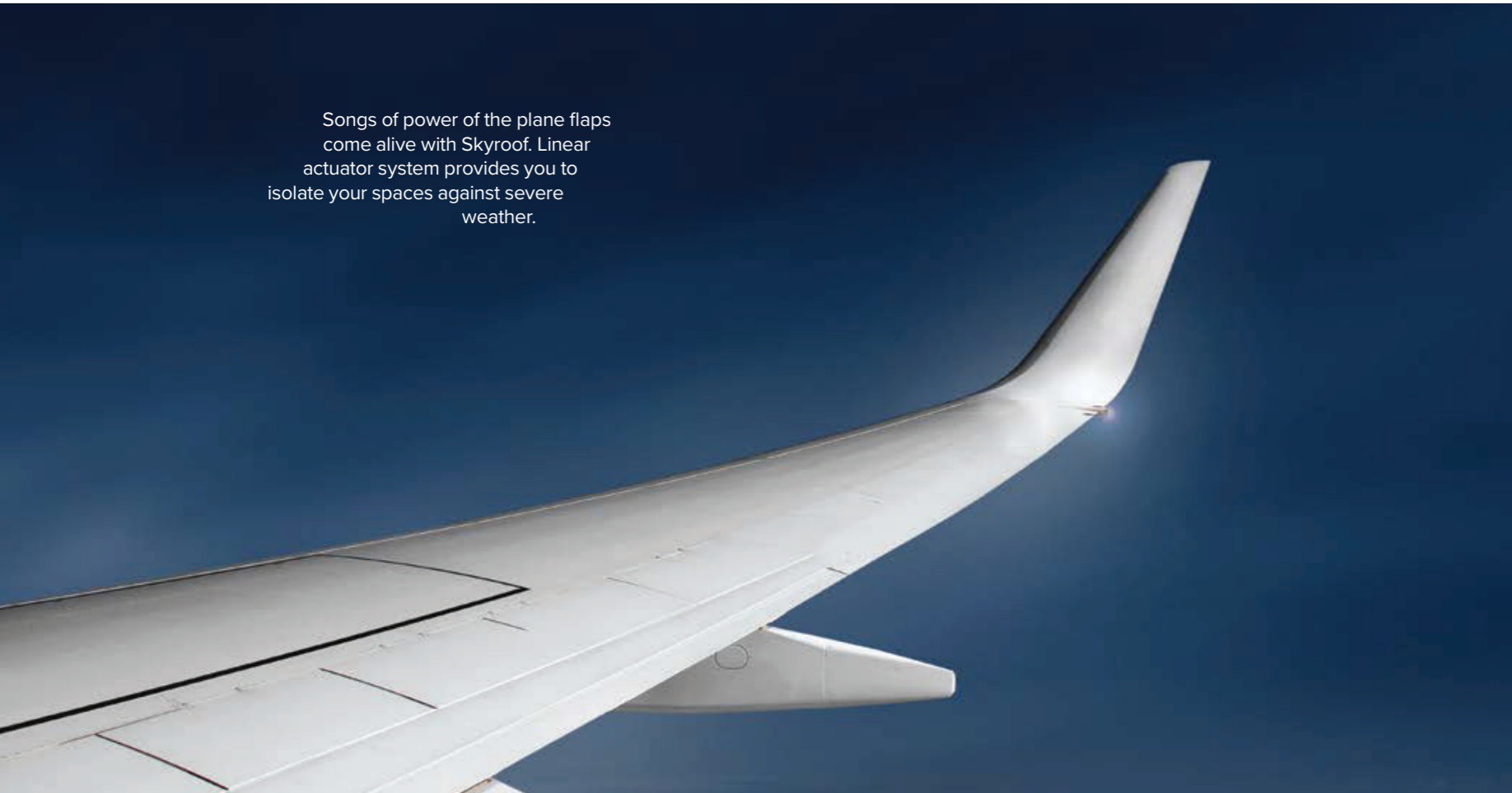


## Air Tunnels

The panel structure provides heat and sound insulation and reduces condensation levels due to the thermal break.

# HIGH PRESSURE CLOSING FUNCTION

Songs of power of the plane flaps  
come alive with Skyroof. Linear  
actuator system provides you to  
isolate your spaces against severe  
weather.




# DETAILS & OPTIONS

## LIGHTING



Integrated lighting systems can be dimmed to create the perfect ambiance.

### PERIMETER LIGHTING



- > LED strips are integrated into the gutter profile.
- > Available on all series.

### LINEAR LIGHTING



- > LED lightings are modules are positioned into the blades.
- > Plus series only.

# DETAILS & OPTIONS

## CONTROL & AUTOMATION



### CONNEXOON

Designed to easily control your product wherever you are in the world, despite the weather changes you can remotely activate your products accordingly.

Compatible with iOS and Android smartphone systems. You can assign multiple functions through created scenarios, you can give a one-touch command.



A



B



C



D



E



**A Telis 1 - Pure** Elegant design that allows you to easily control your product.

The standard control unity.

**B Telis 1 - Lounge** Elegant design with black color.

**C Telis 1 - Patio** IP 66 water-proof feature for outdoor use.

**D** 16-channel ergonomic design that allows you to control all functions at the same time from one control. **E** Functional design that allows the adjustment of the different products with a symbol and a number given for different products.

#### MULTI CHANNEL OPTIONS


Telis 1 is remote control with 1 channel, while the Telis 4 has got 5 channels. Telis 4 option is available for Pure, Lounge, Patio, RTS Lounge Roller and RTS Pure Roller.



# DETAILS & OPTIONS

## SIDE COVER

For environmental protection or to create outdoor living areas used throughout four seasons, Skyroof sides can be covered by glass, vertical blinds, and aluminium panels.



Blinds and Awnings



Louvers



Glass Systems




# DETAILS & OPTIONS

## COLOURS




Choose your colour or colour combinations (dual colour). We coat our profiles with electrostatic powder paint using advanced Nanotechnology.



P R E S T I G E


P L U S & C O M P A C T



# DETAILS & OPTIONS

## INTEGRATED BEAM & DRAINAGE SYSTEM

The integrated beam is the main carcass of the whole Skyroof system. All loads are shared equally to its structure. It also features as integrated gutter for drainage system.




### Distribution Pieces

The distribution pieces route and accelerate the water through the pillars.

### Water Blocking Barrier

The barrier blocks water to run inside the air tunnels.



### Integrated Drainage System

The hidden section of the drainage system is ingeniously integrated.



Specially designed aluminum panels guide the water through integrated gutters on all sides.

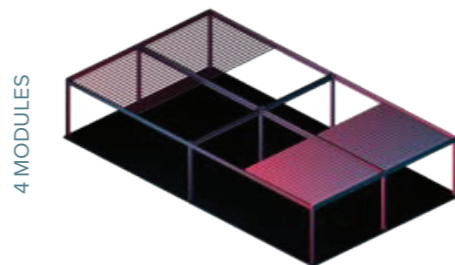



Water evacuates from the pillar.

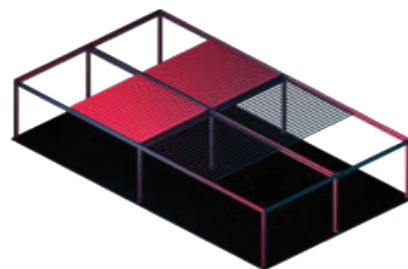
# DETAILS & OPTIONS

## MODULARITY

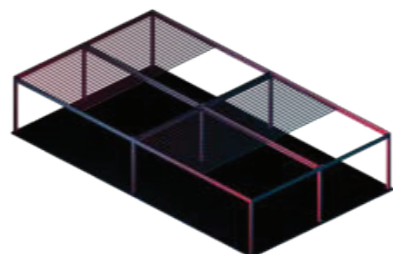
SKYROOF offers a wide variety of modular construction possibilities by means of its flexible and compact structural design.



2-Module-Connector




4-Module-Connector

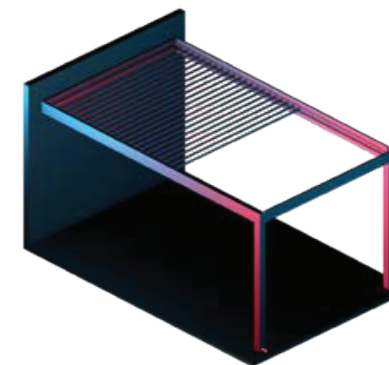


## APPLICATION TYPES

FREESTANDING



WALL MOUNTED





**5-YEAR  
WARRANTY**

All our products have up to 5 years guarantee for the construction and motor. The electronics and remote controls are guaranteed for 2 years.



**EGS** EVENT  
GARDEN SPACE LTD.

**T** 07917 373931 **E** [david@gardenspaceltd.co.uk](mailto:david@gardenspaceltd.co.uk)