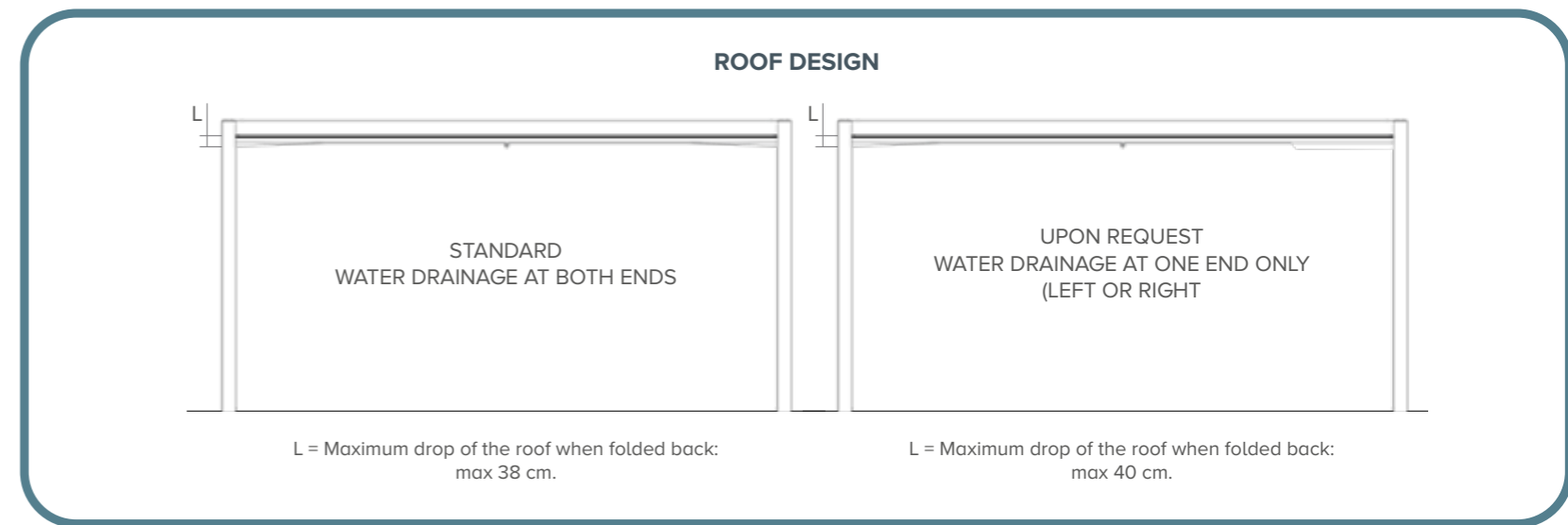
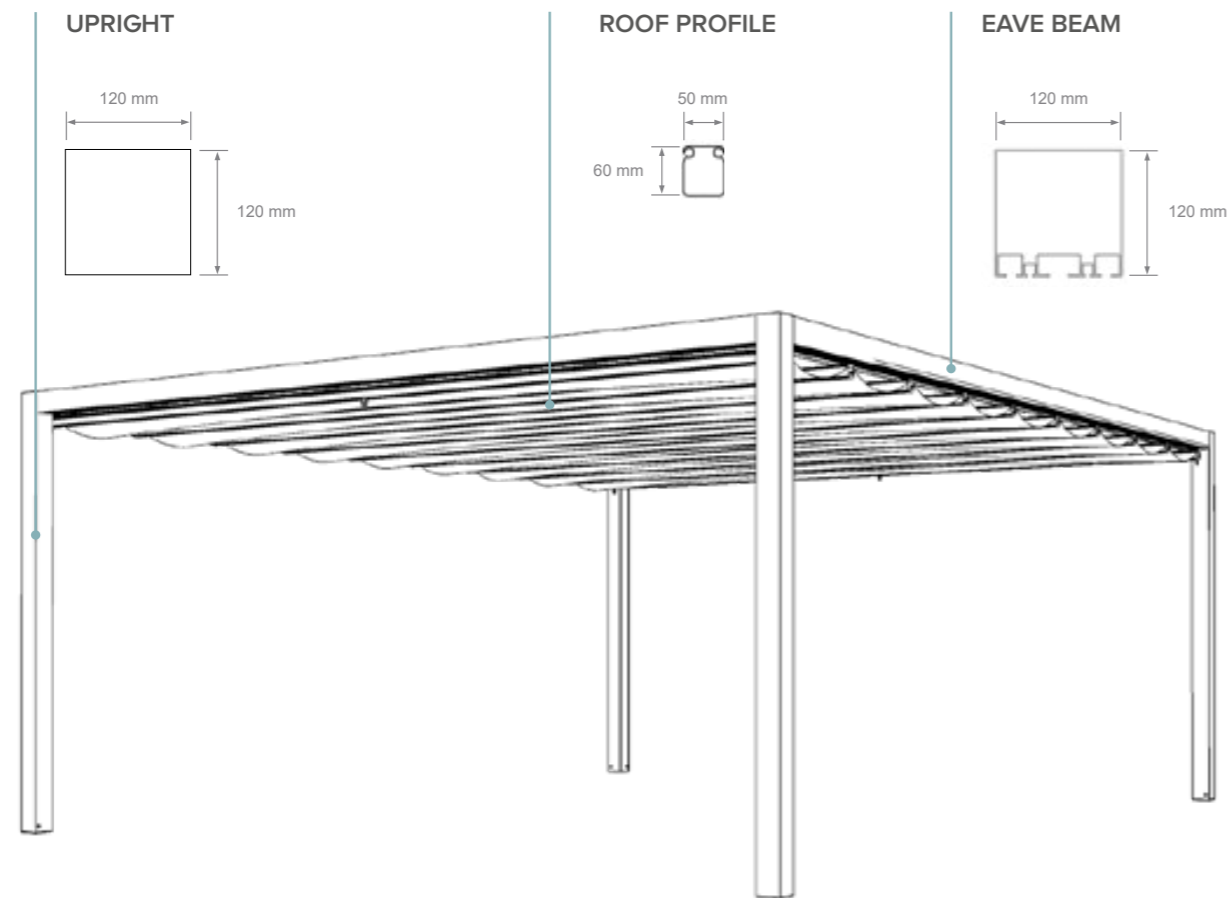







THE LISBON RANGE

EGS THE LISBON - FREESTANDING



EGS THE LISBON



TYPE

Modern Pergola with Sliding Cover

MATERIALS

- Aluminum structure
- PVC cover
- Stainless steel hardware

GROUND ANCHORING

- Retractable inner feet
- Feet for sandy terrain

STRUCTURE'S VERSIONS

- Freestanding / Wall mounted
- Square / Rectangular
- Modular configuration

1 STRUCTURE'S COLOURS

SMOOTH FINISH

Special Grey

MATT-ROUGH FINISH

White

Dove Grey Matt

Dark Brown

2 ROOF'S MATERIALS AND COLOURS

White

Champagne

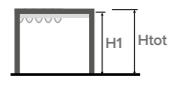
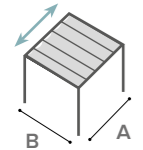
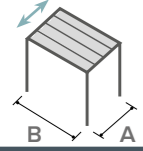
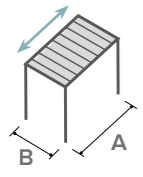
Dove Grey

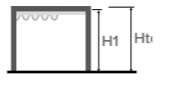
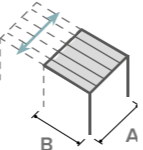
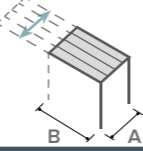
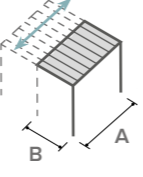
Grey

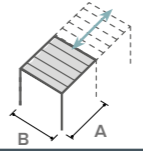
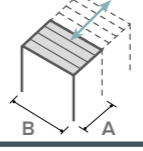
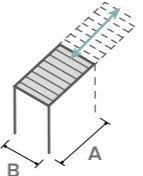
- Soltis 96 Mesh
- Soltis 96 waterproof lining
- Preconstraint 402
- Preconstraint 602 blackout matt

Further RAL colours with smooth glossy finish or smooth matt finish are available on request.

EGS THE LISBON - FREESTANDING

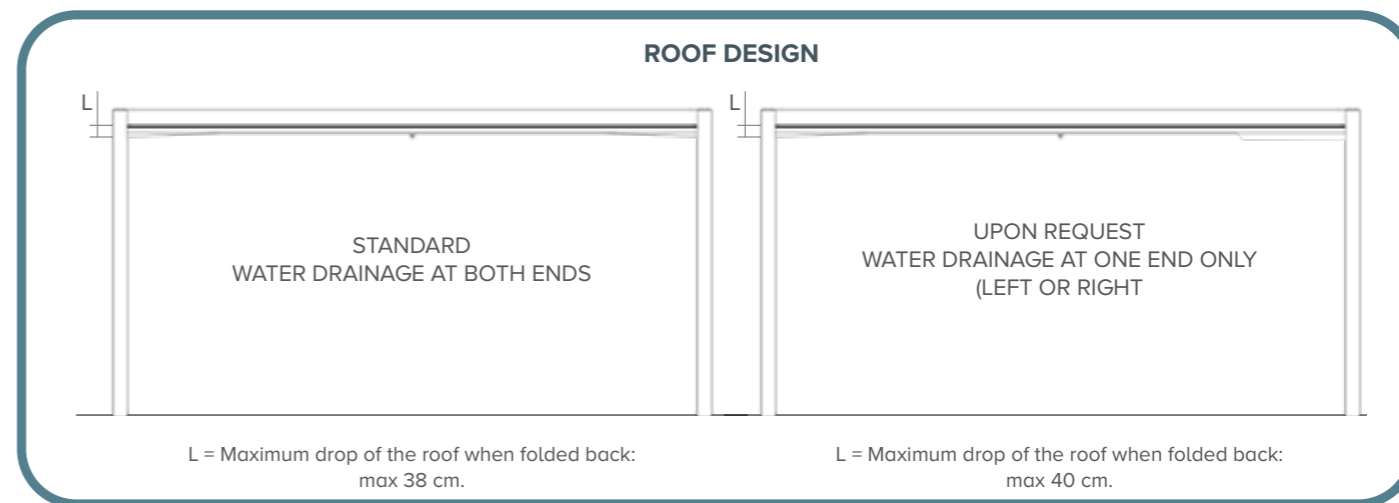
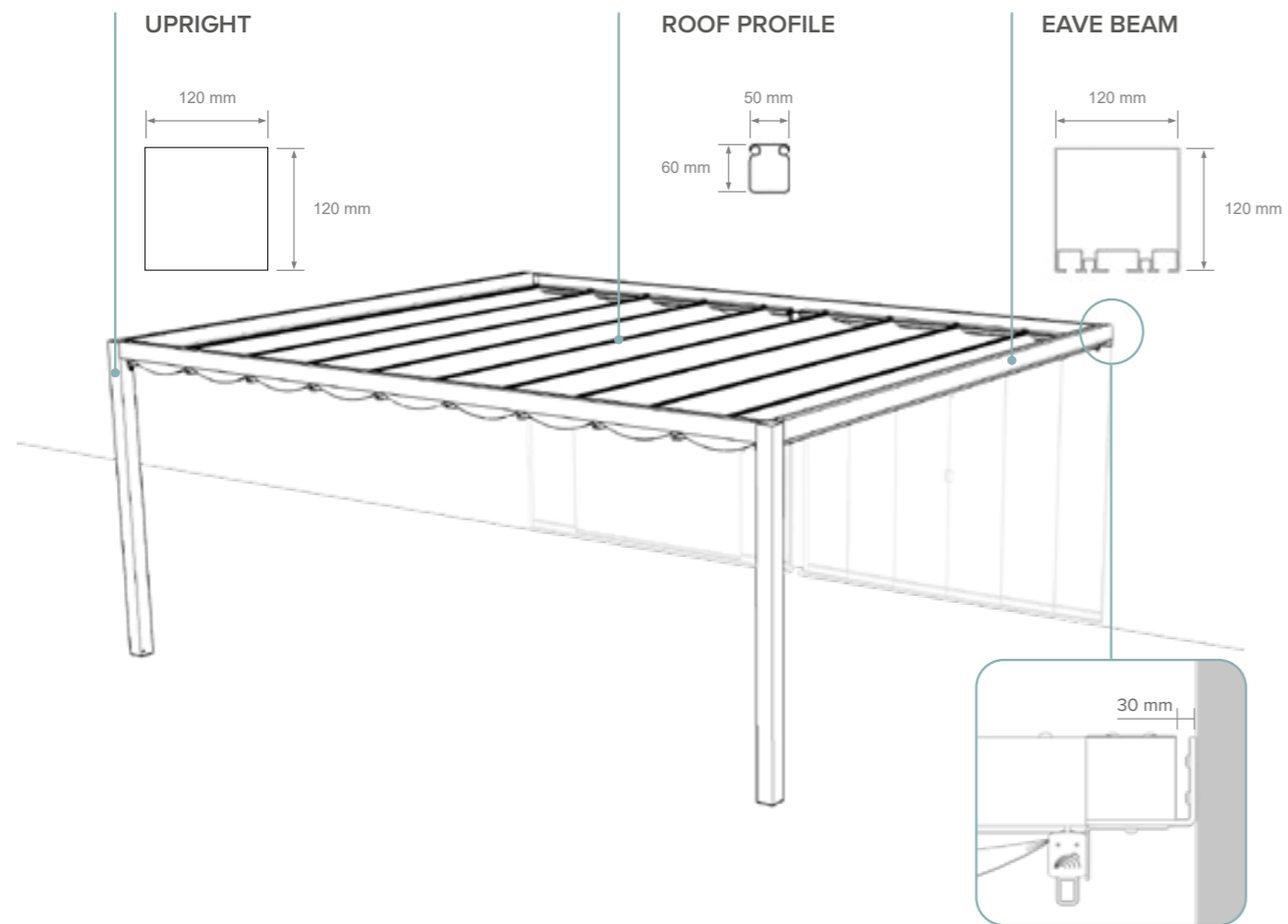
FREE STANDING STRUCTURE (frame and roof cover, walls not included)						
	A (CM)	B (CM)	AREA (M ²)	H1 (CM)	Htot (CM)	Number of purlins
	300	300	9	240	252	6
	400	400	16	240	252	7
	500	500	25	240	252	8
	300	400	12	240	252	6
	300	500	15	240	252	6
	400	500	20	240	252	7
	400	300	12	240	252	7
	500	300	15	240	252	8
	500	400	20	240	252	8
	600	300	18	240	252	10
	600	400	24	240	252	10
	600	500	30	240	252	10

ADDITIONAL MODULE STRUCTURE (frame and roof cover, walls not included)						
	A (CM)	B (CM)	AREA (M ²)	H1 (CM)	Htot (CM)	Number of purlins
	300	288	9	240	254	6
	400	388	16	240	254	7
	500	488	25	240	254	8
	300	388	12	240	254	6
	300	488	15	240	254	6
	400	488	20	240	254	7
	400	288	12	240	254	7
	500	288	15	240	254	8
	500	388	20	240	254	8
	600	288	18	240	254	10
	600	388	24	240	254	10
	600	488	30	240	254	10

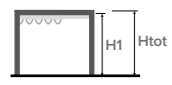
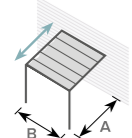
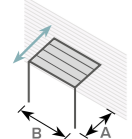
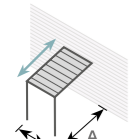
ADDITIONAL MODULE STRUCTURE (frame and roof cover, walls not included)						
	288	300	9	240	254	6
	388	400	16	240	254	7
	488	500	25	240	254	8
	288	400	12	240	254	6
	288	500	15	240	254	6
	388	500	20	240	254	7
	388	300	12	240	254	7
	488	300	15	240	254	8
	488	400	20	240	254	8
	588	300	18	240	254	10
	588	400	24	240	254	10
	588	500	30	240	254	10

The structure of the largest size is tested at wind speeds of up to 100 km/h . When the structure is folded back, it is recommended to use the bundle straps supplied along with the structure for better storage of the fabric.

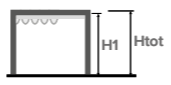
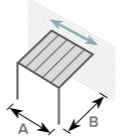


EGS THE LISBON - WALL MOUNTED



EGS THE LISBON - WALL MOUNTED

WALL MOUNTED STRUCTURE - SIDE B (frame and roof cover, walls not included)						
	A (CM)	B (CM)	AREA (M ²)	H1 (CM)	Htot (CM)	Number of purlins
	300	300	9	240	254	6
	400	400	16	240	254	7
	500	500	25	240	254	8
	300	400	12	240	254	6
	300	500	15	240	254	6
	400	500	20	240	254	7
	400	300	12	240	254	7
	500	300	15	240	254	8
	500	400	20	240	254	8
	600	300	18	240	254	10
	600	400	24	240	254	10
	600	500	30	240	254	10

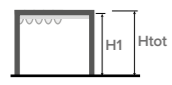
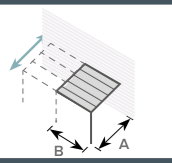
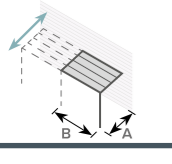
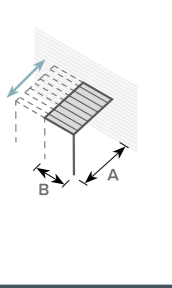
Please note: The dimension of size A does not include the necessary space for fixing the structure to the wall.

WALL MOUNTED STRUCTURE - SIDE A (frame and roof cover, walls not included)						
	A (CM)	B (CM)	AREA (M ²)	H1 (CM)	Htot (CM)	Number of purlins
	300	300	9	240	254	6
	400	400	16	240	254	7
	500	500	25	240	254	8
	400	300	12	240	254	7
	500	300	15	240	254	8
	500	400	20	240	254	8
	600	300	18	240	254	10
	600	400	24	240	254	10
	600	500	30	240	254	10
	300	400	12	240	254	6
	300	500	15	240	254	6
	400	500	20	240	254	7

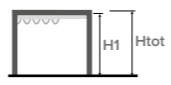
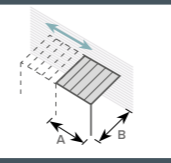
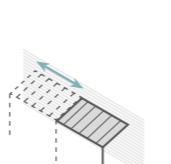
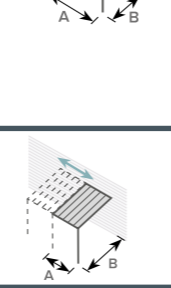
Please note: The dimension of size B does not include the necessary space for fixing the structure to the wall.

The structure of the largest size is tested at wind speeds of up to 100 km/h . When the structure is folded back, it is recommended to use the bundle straps supplied along with the structure for better storage of the fabric.

EGS THE LISBON - WALL MOUNTED WITH ADDITIONAL MODEL

WALL MOUNTED STRUCTURE - SIDE B ADDITIONAL MODEL (frame and roof cover, walls not included)						
	A (CM)	B (CM)	AREA (M ²)	H1 (CM)	Htot (CM)	Number of purlins
	300	288	9	240	254	6
	400	388	16	240	254	7
	500	488	25	240	254	8
	300	388	12	240	254	6
	300	488	15	240	254	6
	400	488	20	240	254	7
	400	288	12	240	254	7
	500	288	15	240	254	8
	500	388	20	240	254	8
	600	288	18	240	254	10
	600	388	24	240	254	10
	600	488	30	240	254	10

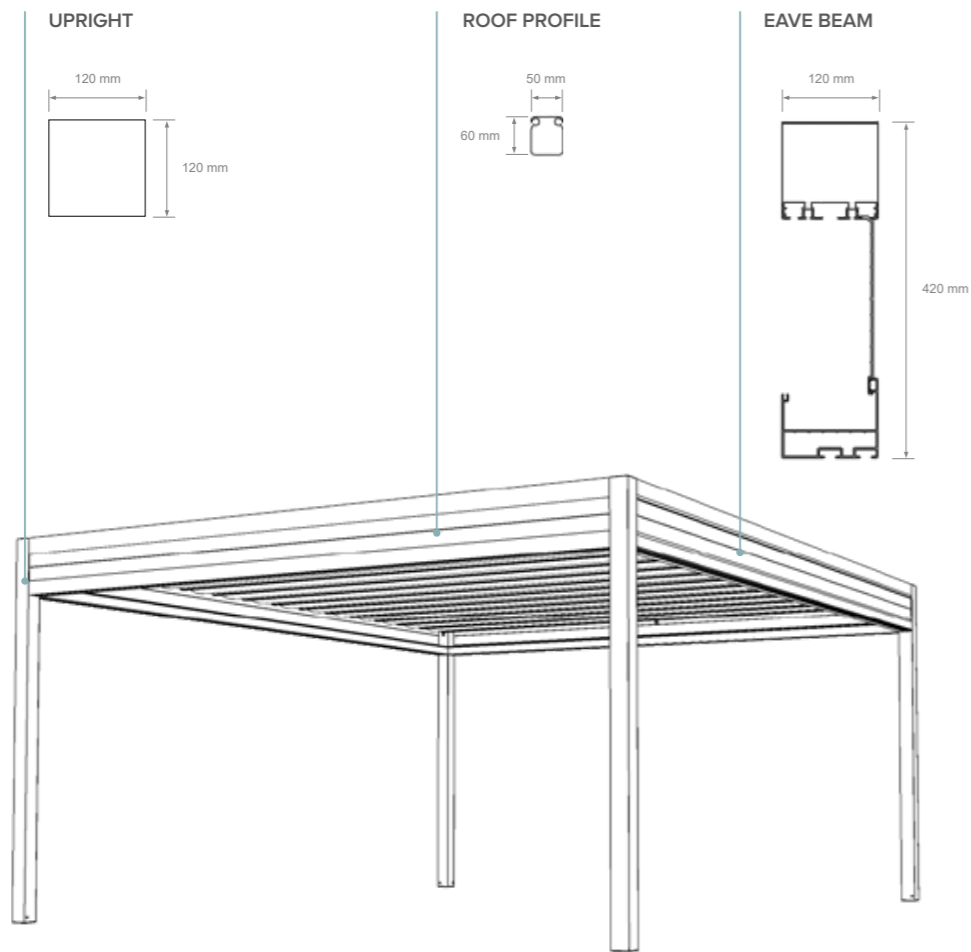
Please note: The dimension of size A does not include the necessary space for fixing the structure to the wall.

WALL MOUNTED STRUCTURE - SIDE A ADDITIONAL MODEL (frame and roof cover, walls not included)						
	A (CM)	B (CM)	AREA (M ²)	H1 (CM)	Htot (CM)	Number of purlins
	288	300	9	240	254	7
	388	400	16	240	254	8
	488	500	25	240	254	8
	388	300	12	240	254	7
	488	300	15	240	254	8
	488	400	20	240	254	8
	588	300	18	240	254	10
	588	400	24	240	254	10
	588	500	30	240	254	10
	288	400	12	240	254	6
	288	500	15	240	254	6
	388	500	20	240	254	7


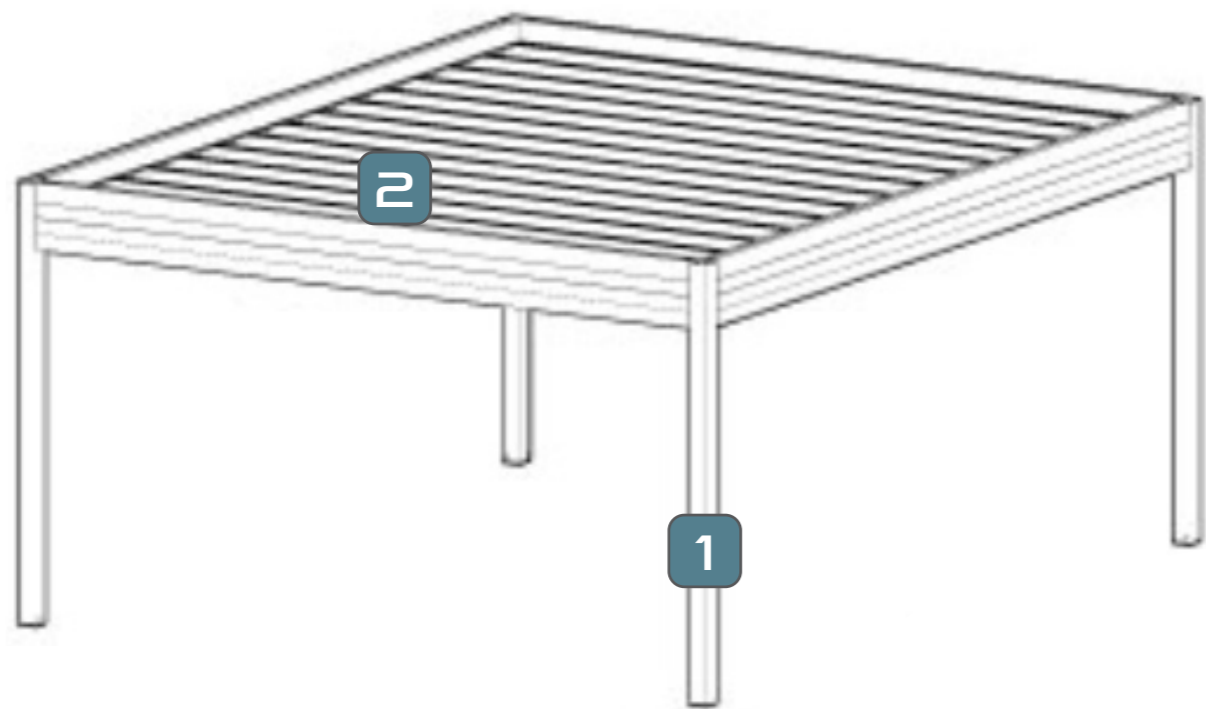
Please note: The dimension of size B does not include the necessary space for fixing the structure to the wall.

The structure of the largest size is tested at wind speeds of up to 100 km/h . When the structure is folded back, it is recommended to use the bundle straps supplied along with the structure for better storage of the fabric.

EGS THE LISBON/2 - FREESTANDING



EGS THE LISBON/2



TYPE

Modern Pergola with Sliding Cover

MATERIALS

- Aluminum structure
- PVC cover
- Stainless steel hardware

GROUND ANCHORING

- Retractable inner feet
- Feet for sandy terrain

STRUCTURE'S VERSIONS

- Freestanding / Wall mounted
- Square / Rectangular
- Modular configuration

1 STRUCTURE'S COLOURS

SMOOTH FINISH

Special Grey

MATT-ROUGH FINISH

White

Dove Grey Matt

Dark Brown

2 ROOF'S MATERIALS AND COLOURS

White

Dove Grey

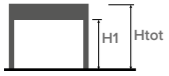
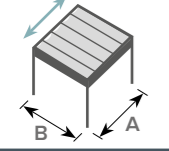
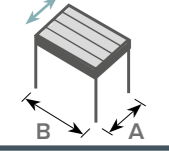
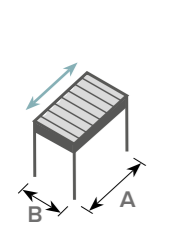
Champagne

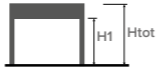
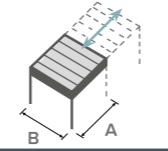
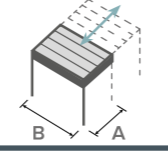
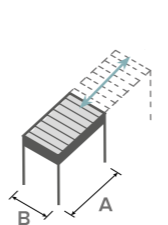
Grey

- Soltis 96 Mesh
- Soltis 96 waterproof lining
- Preconstraint 402
- Preconstraint 602 blackout matt

Further RAL colours with smooth glossy finish or smooth matt finish are available on request.

EGS THE LISBON/2 - FREESTANDING

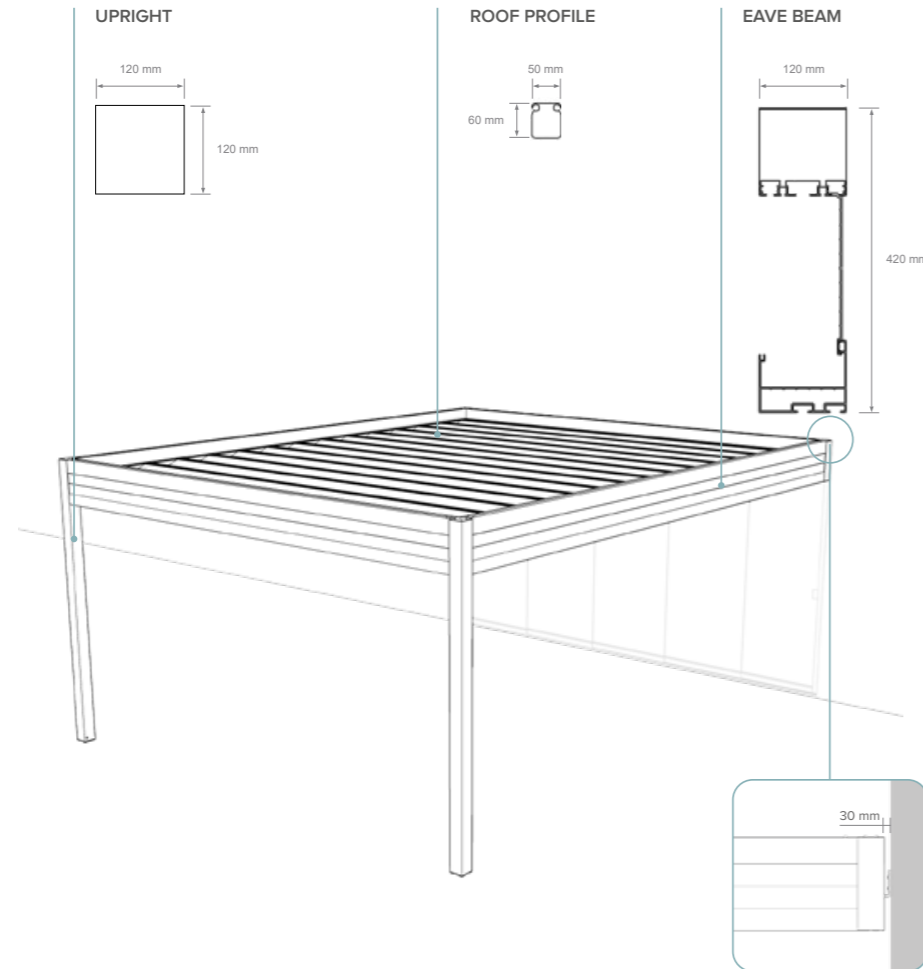
FREE STANDING STRUCTURE (frame and roof cover, walls not included)						
	A (CM)	B (CM)	AREA (M ²)	H1 (CM)	Htot (CM)	Number of purlins
	300	300	9	240	282	8
	400	400	16	240	282	10
	500	500	25	240	282	12
	300	400	12	240	282	8
	300	500	15	240	282	8
	400	500	20	240	282	10
	400	300	12	240	282	10
	500	300	15	240	282	12
	500	400	20	240	282	12
	600	300	18	240	282	15
	600	400	24	240	282	15
	600	500	30	240	282	15

ADDITIONAL MODULE STRUCTURE (frame and roof cover, walls not included)						
	A (CM)	B (CM)	AREA (M ²)	H1 (CM)	Htot (CM)	Number of purlins
	288	300	9	240	282	8
	388	400	16	240	282	10
	488	500	25	240	282	12
	288	400	12	240	282	8
	288	500	15	240	282	8
	388	500	20	240	282	10
	388	300	12	240	282	10
	488	300	15	240	282	12
	488	400	20	240	282	12
	588	300	18	240	282	15
	588	400	24	240	282	15
	588	500	30	240	282	15


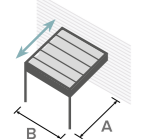
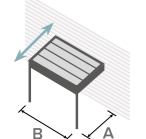

The additional module in the Lisbon/2 version can only be installed on side B.

The structure of the largest size is tested at wind speeds of up to 100 km/h . When the structure is folded back, it is recommended to use the bundle straps supplied along with the structure for better storage of the fabric.


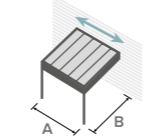

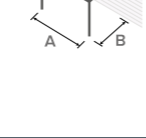
EGS THE LISBON/2 - WALL MOUNTED




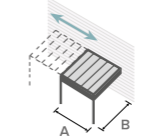

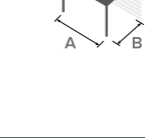
EGS THE LISBON/2 - WALL MOUNTED

WALL MOUNTED STRUCTURE - SIDE B (frame and roof cover, walls not included)						
	A (CM)	B (CM)	AREA (M ²)	H1 (CM)	Htot (CM)	Number of purlins
	300	300	9	240	282	8
	400	400	16	240	282	10
	500	500	25	240	282	12
	300	400	12	240	282	8
	300	500	15	240	282	8
	400	500	20	240	282	10
	400	300	12	240	282	10
	500	300	15	240	282	12
	500	400	20	240	282	12
	600	300	18	240	282	15
	600	400	24	240	282	15
	600	500	30	240	282	15

Please note: The dimension of size A does not include the necessary space for fixing the structure to the wall.

WALL MOUNTED STRUCTURE - SIDE A (frame and roof cover, walls not included)						
	A (CM)	B (CM)	AREA (M ²)	H1 (CM)	Htot (CM)	Number of purlins
	300	300	9	240	282	8
	400	400	16	240	282	10
	500	500	25	240	282	12
	400	300	12	240	282	10
	500	300	15	240	282	12
	500	400	20	240	282	12
	600	300	18	240	282	15
	600	400	24	240	282	15
	600	500	30	240	282	15
	300	400	12	240	282	8
	300	500	15	240	282	8
	400	500	20	240	282	10

Please note: The dimension of size B does not include the necessary space for fixing the structure to the wall.

WALL MOUNTED STRUCTURE - SIDE B WITH ADDITIONAL MODEL (frame and roof cover, walls not included)						
	A (CM)	B (CM)	AREA (M ²)	H1 (CM)	Htot (CM)	Number of purlins
	288	300	9	240	282	8
	388	400	16	240	282	10
	488	500	25	240	282	12
	388	300	12	240	282	10
	488	300	15	240	282	12
	488	400	20	240	282	12
	588	300	18	240	282	15
	588	400	24	240	282	15
	588	500	30	240	282	15
	288	400	12	240	282	8
	288	500	15	240	282	8
	388	500	20	240	282	10

Please note: The dimension of size B does not include the necessary space for fixing the structure to the wall. The additional module in the Arcadia-K version can only be installed on side B.

The structure of the largest size is tested at wind speeds of up to 100 km/h . When the structure is folded back, it is recommended to use the bundle straps supplied along with the structure for better storage of the fabric.

EGS THE LISBON - ADDITIONAL COLOURS

PRECONSTRAINT 402

STANDARD
COLOURS



402N8104



402N8341



402N1072

PRECONSTRAINT 602

MATT
BLACKOUT



60250537



60250539



60250597



60250542

SOLTIS 96 MESH

STANDARD
COLOURS



096-8102



096-1103



096-2135



096-2171

FURTHER
COLOURS



096-2001



096-8341



096-8861



096-50845



096-8255



096-50849



096-2161



096-2047



096-8450

SOLTIS 96 W

STANDARD
COLOURS



096-8102




096-1103



096-2171

EGS THE LISBON - OPTIONALS

PVC WALL - ZIP SLIDING CLOSURE



STRUCTURE'S COLOURS

SMOOTH FINISH



Special Grey

MATT - ROUGH FINISH



White Matt



Dove Grey Matt



Dark Brown Matt

VOK WALL COLOURS

Crsistalplus 500

Soltis W96


Precontraint 502

Further RAL colours with smooth glossy finish or smooth matt

finish are available, please refer to price list.

EGS THE LISBON - OPTIONALS

WALL WITH SLIDING GLASS PANELS



STRUCTURE'S COLOURS

SMOOTH FINISH



Special Grey

MATT - ROUGH FINISH



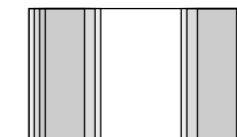

White Matt



Dove Grey Matt



Dark Brown Matt




ACCESSORIES FOR GLASS WALLS

- Lock with knob, key, and latch for lateral opening
- Opening on the opposite side "Push-Push"
- Fixed wall with windbreak profile
- Extra-clear transparent glass

EGS THE LISBON - OPTIONALS

VOK WALL - ROLLER BLIND CLOSURE



STRUCTURE'S COLOURS

SMOOTH FINISH



Special Grey

MATT - ROUGH FINISH



White Matt



Dove Grey Matt



Dark Brown Matt

VOK WALL COLOURS

Soltis 96

EGS THE LISBON - OPTIONALS

LED STRIP LIGHT



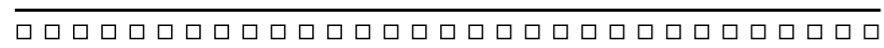
LED COLOURS



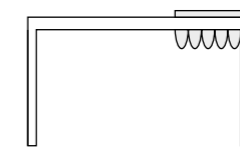

White



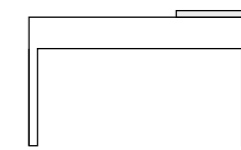
RGB



CANOPY - CORRUGATED ALUMINUM PROTECTION



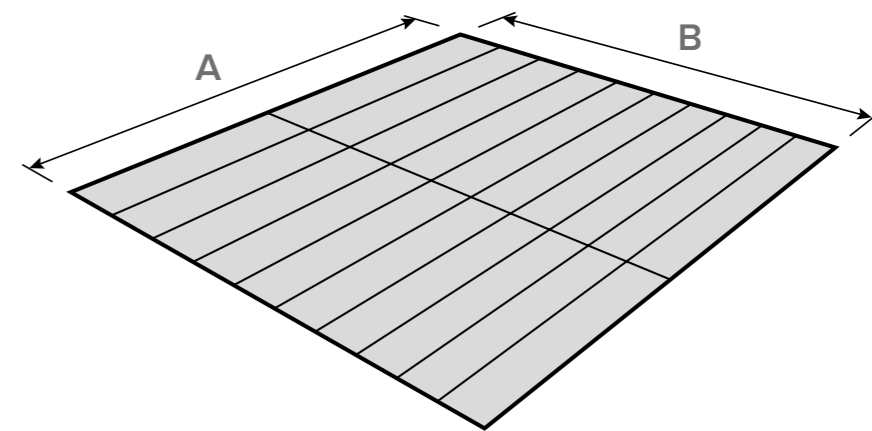


LISBON



LISBON/K

EGS THE LISBON - OPTIONALS

WOODEN FLOORING



A (CM)	300	300	300	400	400	400	500	500	500	600	600	600
B (CM)	300	400	500	300	400	500	300	400	500	300	400	500



EGS **EVENT**
GARDEN SPACE LTD.

T 07917 373931 **E** david@gardenspaceltd.co.uk