



THE LONDON RANGE

EGS THE LONDON

The London Pergola provides a building system that can be fully enclosed to provide thermally insulated and acoustically quiet extra space for a wide variety of purposes.

Being a sectional design it can be transported and built at sites with limited access and is available in a wide range of sizes from 3m x 3m to 5m x 6m in coverage with further units being able to be joined together as needed.

WIND AND SNOW LOADS

The London is a fully engineered structure and at its largest size has a snow load of 50 kg / m² in combination with a wind force rating of 100 km / h. A reinforced version is also available capable of holding a snow load of up to 100 kg / m²

INSULATION

The building is offered with a range of insulation systems with 30/70 mm-thick roof as standard or with deeper sandwich panels as needed. This guarantees excellent thermal and acoustic, insulation properties.

ACOUSTIC COMFORT

We offer a full anti-reverberation internal soundproofing system with 70 mm-thick absorbent panels of mineral wool that guarantee the limitation of reverberation to around T 0.

MAINTENANCE FREE

The London unit requires minimal maintenance or after-sales service bar periodic cleaning.

8 - INTEGRATED WATER DRAINAGE

The London pergola has an integrated rainwater drainage system in the columns and peripheral profiles. The evacuation holes can be placed in two different positions to facilitate the integration of the product.

INTEGRATED LIGHTING

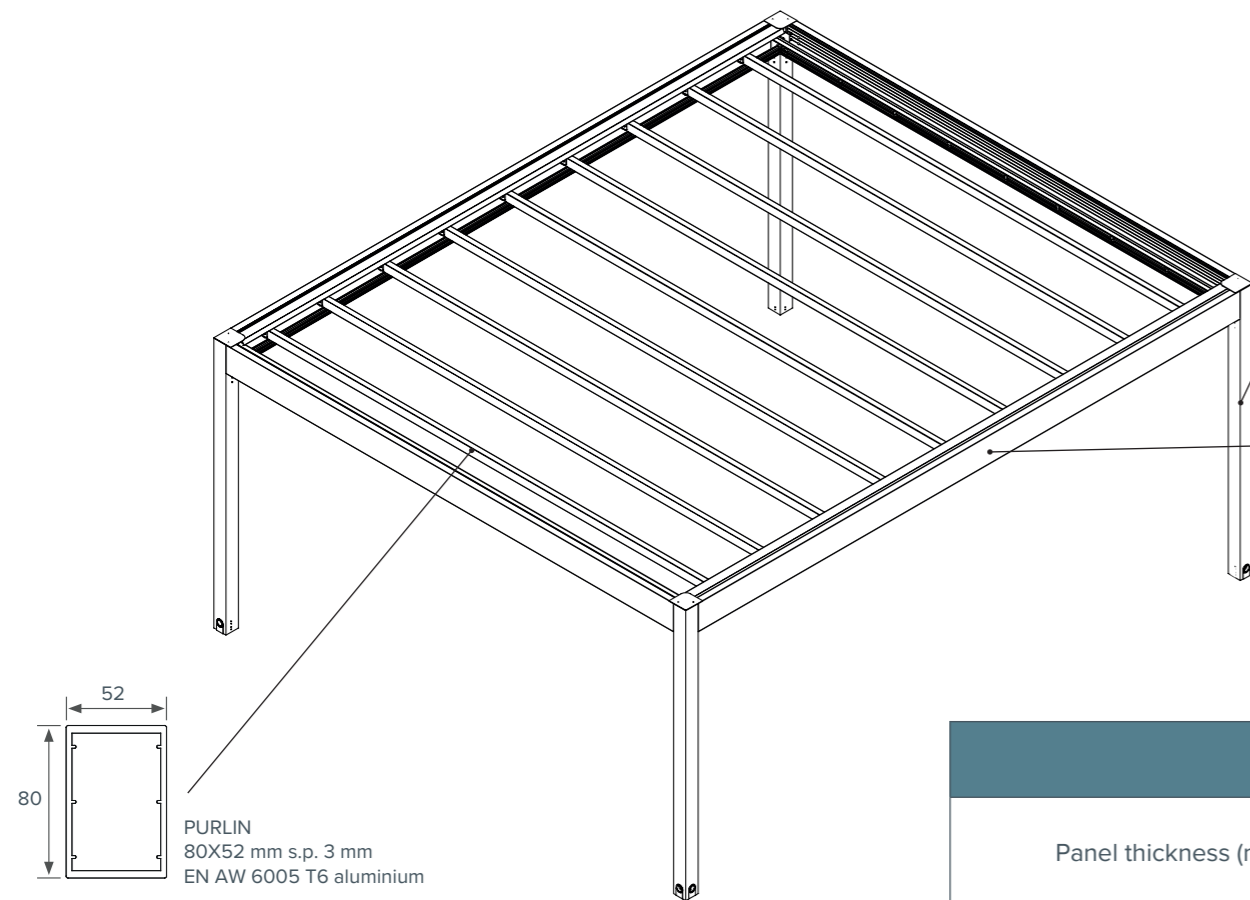
The Pergola features an integrated lighting system using LED strips or indirect RGB lighting.

ROLLING CURTAINS AND SLIDING GLASS PANELS

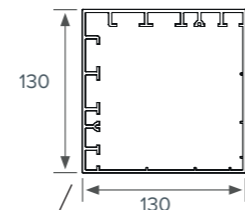
The London is can be fully equipped with a wide range of perimeter closures, including wind down fabric awnings with ZIP technology, sliding glass door systems and window profiles matching the structure.



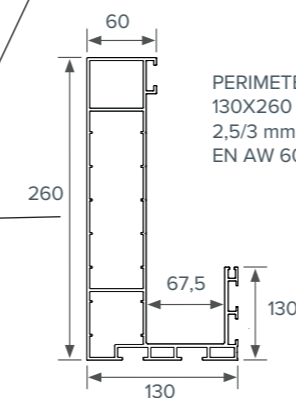
EGS THE LONDON



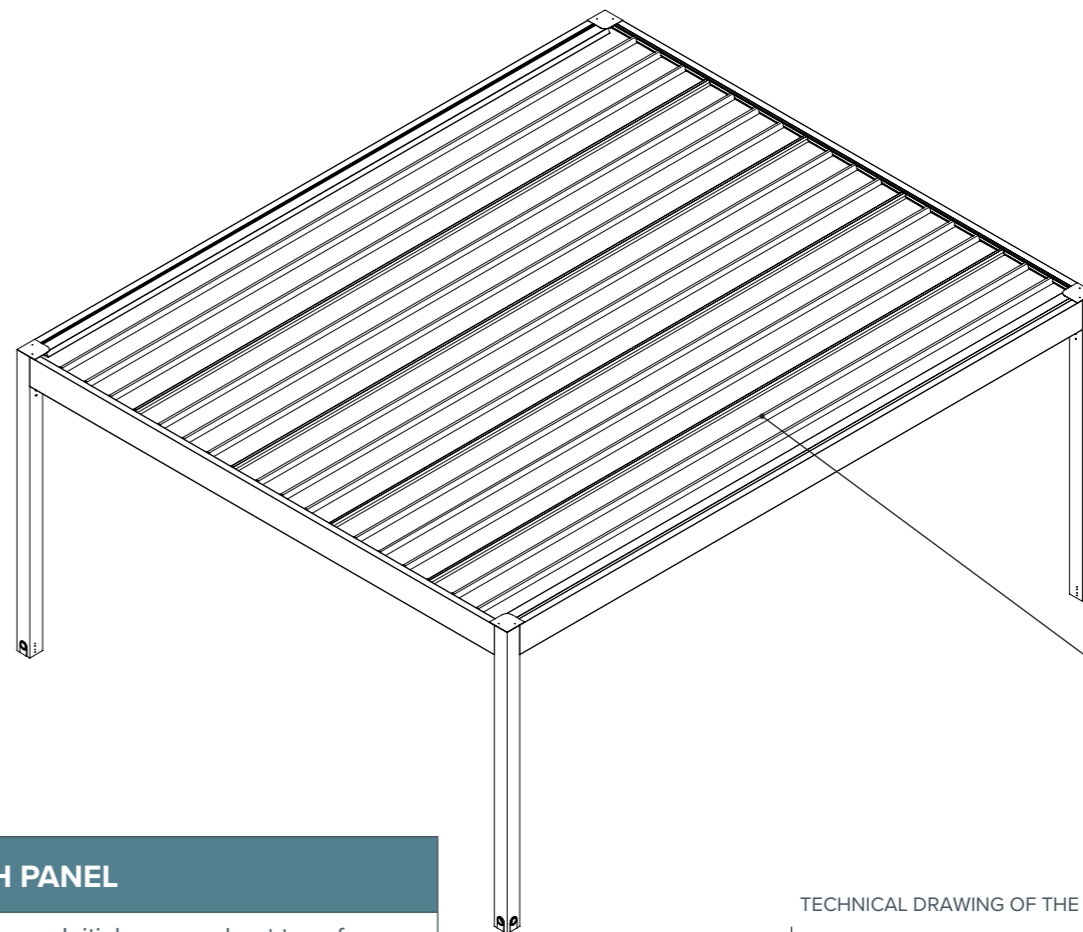
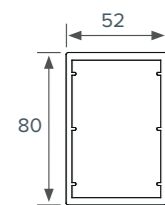
PILLAR
130X130 mm s.p. 2,5 mm
EN AW 6005 T6 aluminium



PERIMETER BEAM WITH GUTTER
130X260 mm s.p.
2,5/3 mm
EN AW 6005 T6 aluminium



PURLIN
80X52 mm s.p. 3 mm
EN AW 6005 T6 aluminium

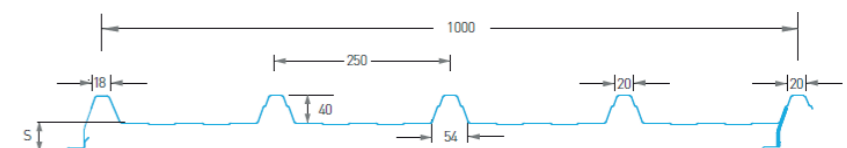


SANDWICH PANEL
Aluminium 0,6mm
Polyurethane 30(+40) mm
Steel 0,4mm

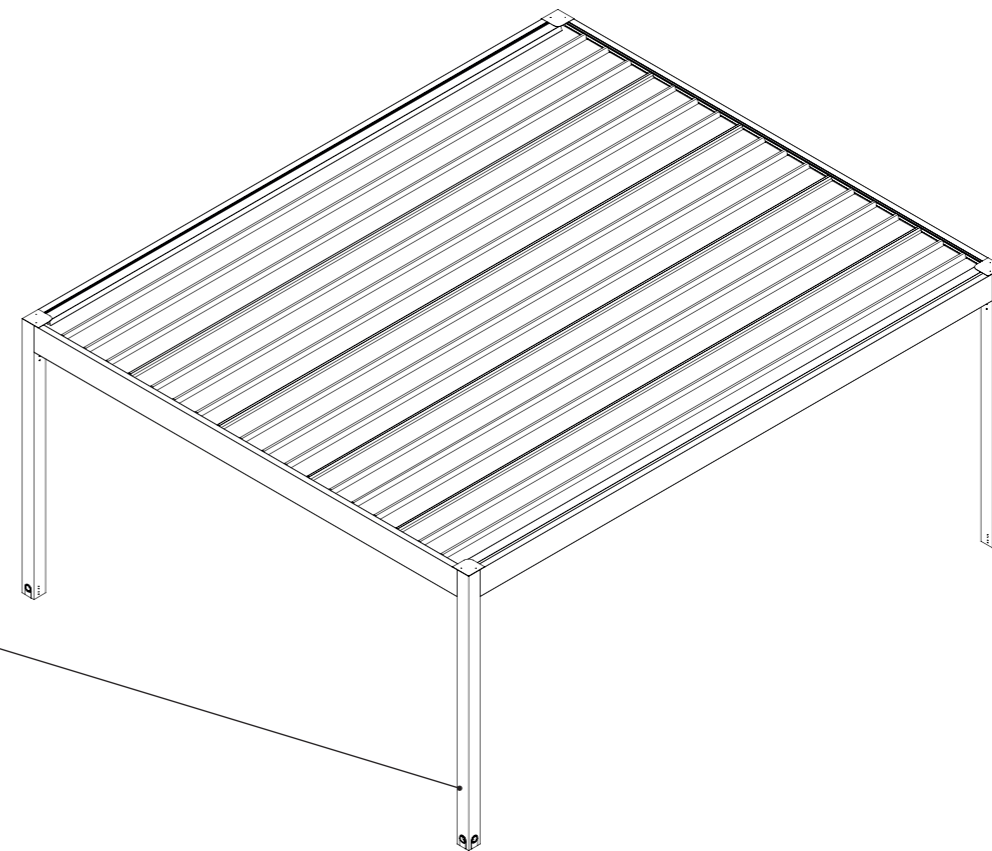
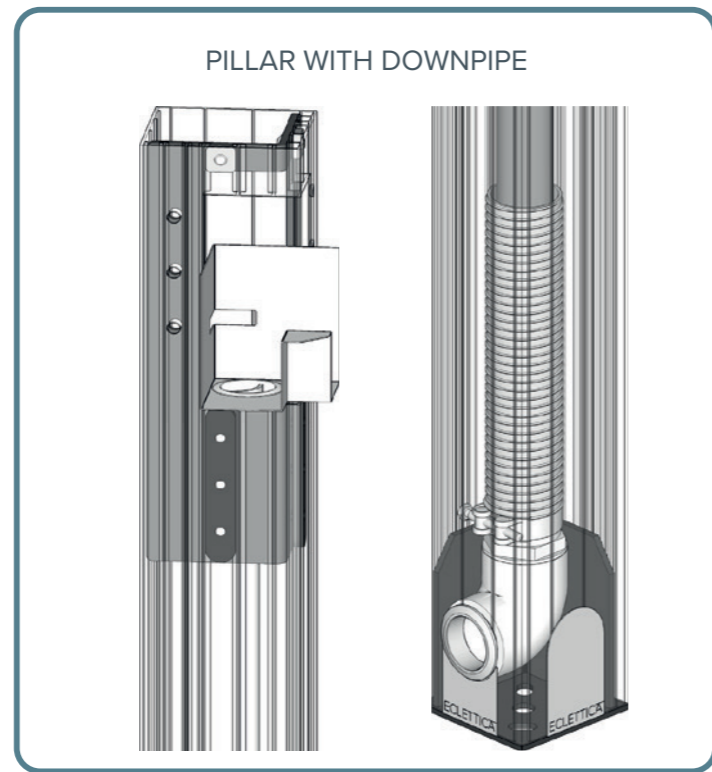
TRANSMITTANCE INDEX OF SANDWICH PANEL

Panel thickness (mm)	Thermal transmittance in accordance with UNI EN 14509 A.10 U (W/m ² K)	Initial average heat transfer coefficient in accordance with EN ISO 6946 K (W/m ² K)
30	0,73	0,55

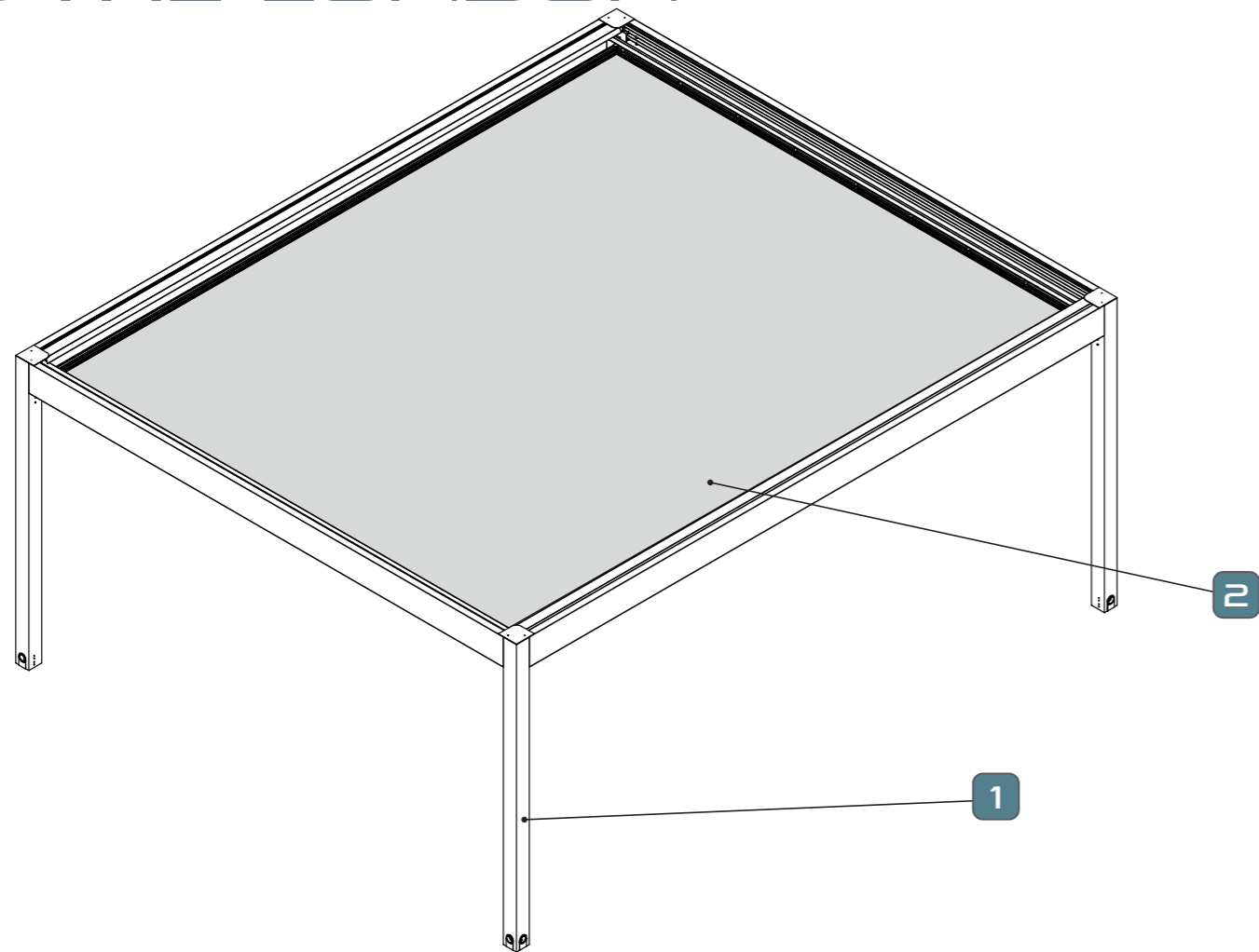
TECHNICAL DRAWING OF THE SANDWICH PANEL



EGS THE LONDON



EGS THE LONDON



TYPE

Isothermal pergola
with fixed roof

MATERIALS

- Aluminum
- PVC

STRUCTURE'S VERSIONS

- Freestanding / wall mounted
- Modular setup

1 STRUCTURE'S COLOURS

- Special Grey
- White Matt
- Dark Brown Matt
- Dove Grey Matt

2 ROOF'S MATERIALS AND COLOURS

- White 096-8102
- Champagne 096-1103
- Dove-Grey 096-2135
- Grey 096-2171
- More colours available upon request

- Smooth or matt textured finish and RAL colours available upon request

EGS THE LONDON - ADDITIONAL ROOF COLOURS

STANDARD COLOURS



096-8102



096-1103



096-2135



096-2171

FURTHER COLOURS



096-2001



096-8341



096-8861



096-1013



096-8255



096-8056



096-2161



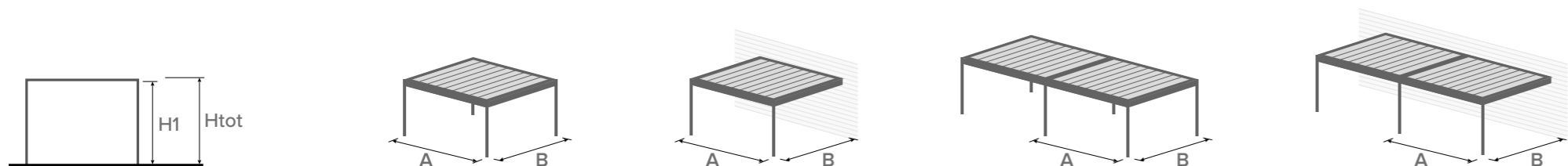
096-2047



096-8450



EGS THE LONDON - DIMENSIONS




MAX DIMENSIONS																										
A	B	H1	Htot	A	B	H1	Htot	A	B	H1	Htot	A	B	H1	Htot	A	B	H1	Htot	A	B	H1	Htot			
300	300	240	266	350	300	240	266	400	300	240	266	450	300	240	266	500	300	240	266	600	300	240	266			
		300	326			300	326			300	326			300	326			300	326							
	350	240	266		350	240	266		400	240	266		450	240	266		500	240	266		600	240	266	300	240	266
		300	326			300	326			300	326			300	326			300	326							
	400	240	266		400	240	266		450	240	266		500	240	266		600	240	266		300	240	266	400	240	266
		300	326			300	326			300	326			300	326			300	326							
	450	240	266		450	240	266		500	240	266		600	240	266		300	240	266		400	240	266	450	240	266
		300	326			300	326			300	326			300	326			300	326							
	500	240	266		500	240	266		600	240	266		300	240	266		400	240	266		450	240	266	500	240	266
		300	326			300	326			300	326			300	326			300	326							

Bespoke units can be manufactured at special dimensions so as to enable a precise fit to any space.
Size is no problem – we can build what you need.



EGS THE LONDON - OPTIONALS

VERTICAL ZIPPER CLOSURE



STRUCTURE'S COLOURS



White Matt



Dove Grey Matt



Dark Brown Matt



Special Grey

VOK WALL COLOURS



White



Dove Grey



Champagne

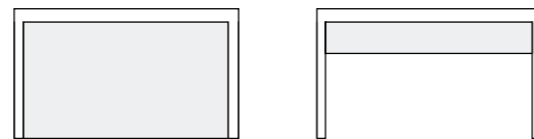


Grey



EGS THE LONDON - OPTIONALS

VOK WALL - ROLLER BLIND CLOSURE



STRUCTURE'S COLOURS

- White Matt
- Dark Brown Matt
- Dove Grey Matt
- Special Grey

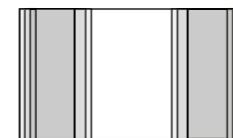


VOK WALL COLOURS

- White
- Champagne
- Dove Grey
- Grey



EGS THE LONDON - OPTIONALS

GLASS SHUTTER - SLIDING DOOR CLOSURE



STANDARD PROFILE COLOURS

White RAL 9101

Sand RAL 1019


Brown RAL 8017

Anthracite DR 703



EGS THE LONDON - OPTIONALS

VOK WALL - ROLLER BLIND CLOSURE



STRUCTURE'S COLOURS



White Matt



Dove Grey Matt



Dark Brown Matt



Special Grey

VOK WALL COLOURS



White



Dove Grey



Champagne



Grey





EGS **EVENT**
GARDEN SPACE LTD.

T 07917 373931 **E** david@gardenspaceltd.co.uk